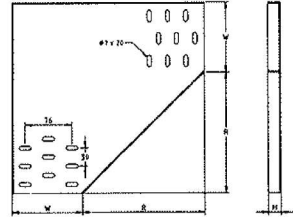


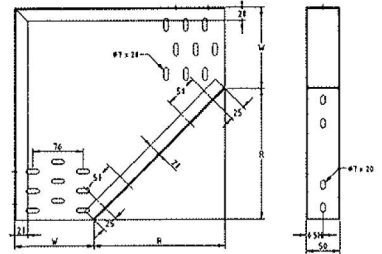
TRAY - HORIZONTAL ELBOW 90°

PART NO	W(mm)	H(mm)	R (mm)	MATERIAL & FINISHING
MPTUTEL90/15/50	50	13 15 20 50	R200	Mild Steel, SS 304, SS 316 Thickness 1.5 mm HDG Accordance to ISO 1461 / BS 729 / ASTM A386
MPTUTEL90/15/75	75			
MPTUTEL90/15/100	100			
MPTUTEL90/15/150	150			
MPTUTEL90/15/200	200			

NOTE : Other sizes are available upon request

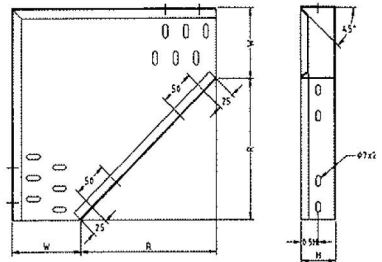


PART NO	W(mm)	H(mm)	R (mm)	MATERIAL & FINISHING				
MPTTHEL90/50/75	75	50	R200 - R300	Mild Steel, SS 304, SS 316 Thickness 1.5 to 2.0 mm HDG Accordance to ISO 1461 / BS 729 / ASTM A386				
MPTTHEL90/50/100	100							
MPTTHEL90/50/150	150							
MPTTHEL90/50/200	200							
MPTTHEL90/75/100	100	75			R200 - R300	Mild Steel, SS 304, SS 316 Thickness 1.5 to 2.0 mm HDG Accordance to ISO 1461 / BS 729 / ASTM A386		
MPTTHEL90/75/150	150							
MPTTHEL90/75/200	200							
MPTTHEL90/75/300	300	100					R200 - R300	Mild Steel, SS 304, SS 316 Thickness 1.5 to 2.0 mm HDG Accordance to ISO 1461 / BS 729 / ASTM A386
MPTTHEL90/100/100	100							
MPTTHEL90/100/150	150							
MPTTHEL90/100/200	200							
MPTTHEL90/100/300	300							



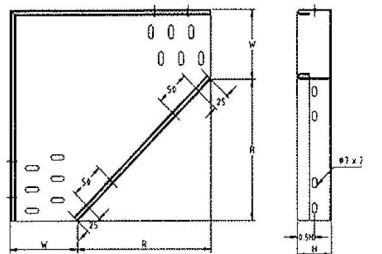
NOTE : Other sizes are available upon request

PART NO	W(mm)	H(mm)	R (mm)	MATERIAL & FINISHING				
MPCTR45H90/50/100	100	50	R200 - R300	Mild Steel, SS 304, SS 316 Thickness 1.5 to 2.0 mm HDG Accordance to ISO 1461 / BS 729 / ASTM A386				
MPCTR45H90/50/150	150							
MPCTR45H90/50/200	200							
MPCTR45H90/50/300	300							
MPCTR45H90/75/100	100	75			R200 - R300	Mild Steel, SS 304, SS 316 Thickness 1.5 to 2.0 mm HDG Accordance to ISO 1461 / BS 729 / ASTM A386		
MPCTR45H90/75/150	150							
MPCTR45H90/75/200	200							
MPCTR45H90/75/300	300							
MPCTR45H90/100/100	100	100					R200 - R300	Mild Steel, SS 304, SS 316 Thickness 1.5 to 2.0 mm HDG Accordance to ISO 1461 / BS 729 / ASTM A386
MPCTR45H90/100/150	150							
MPCTR45H90/100/200	200							
MPCTR45H90/100/300	300							



NOTE : Other sizes are available upon request

PART NO	W(mm)	H(mm)	R (mm)	MATERIAL & FINISHING				
MPCTFH90/50/100	100	50	R200 - R300	Mild Steel, SS 304, SS 316 Thickness 1.5 to 2.0 mm HDG Accordance to ISO 1461 / BS 729 / ASTM A386				
MPCTFH90/50/150	150							
MPCTFH90/50/200	200							
MPCTFH90/50/300	300							
MPCTFH90/75/100	100	75			R200 - R300	Mild Steel, SS 304, SS 316 Thickness 1.5 to 2.0 mm HDG Accordance to ISO 1461 / BS 729 / ASTM A386		
MPCTFH90/75/150	150							
MPCTFH90/75/200	200							
MPCTFH90/75/300	300							
MPCTFH90/100/100	100	100					R200 - R300	Mild Steel, SS 304, SS 316 Thickness 1.5 to 2.0 mm HDG Accordance to ISO 1461 / BS 729 / ASTM A386
MPCTFH90/100/150	150							
MPCTFH90/100/200	200							
MPCTFH90/100/300	300							



NOTE : Other sizes are available upon request

REMARKS:

MP : METAL PERFORATORS
T : TRAY
EL90 : ELBOW 90°
UT : U TYPE
TH : TROUGH TYPE
RF45 : RTN FLG 45°
FR : FULL RTN FLG

EXAMPLE 1 :

MPTUT90/15/100
METAL PERFORATORS
TRAY TROUGH TYPE ELBOW 90°
15H X 100W

EXAMPLE 2 :

MPTTHEL90/50/150
METAL PERFORATORS
TRAY TROUGH TYPE ELBOW 90°
50H X 150W