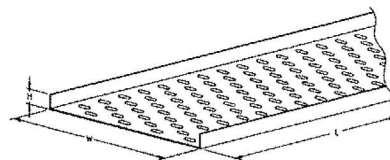


# PERFORATED CABLE TRAY

PART NO	W(mm)	H(mm)	L (mm)	MATERIAL & FINISHING
MPSTUT/15/50	50	13	2438	Mild Steel / SS 304 / SS 316 Thickness 1.5 mm
MPSCTA/15/100	75			
MPSCTA/15/100	100			
MPSCTA/15/150	150	50	3000	HDG Accordance to ISO 1461 / BS 729 / ASTM A386
MPSCTA/15/200	200			

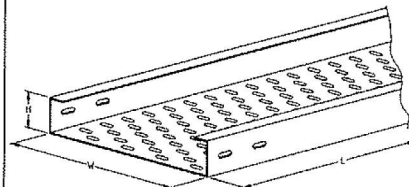
NOTE : Other sizes are available upon request



**U TYPE  
(LIGHT DUTY)**

PART NO	W(mm)	H(mm)	L (mm)	MATERIAL & FINISHING
MPSTTH/50/75	75	50	2438	Mild Steel / SS 304 / SS316 Thickness 1.5 to 2.0 mm
MPSTTH/50/100	100			
MPSTTH/50/150	150			
MPSTTH/50/200	200			
MPSTTH/75/100	100	75	2438	HDG Accordance to ISO 1461 / BS 729 / ASTM A386
MPSTTH/75/150	150			
MPSTTH/75/200	200			
MPSTTH/75/300	300			
MPSTTH/100/100	100	100	2438	
MPSTTH/100/150	150			
MPSTTH/100/200	200			
MPSTTH/100/300	300			

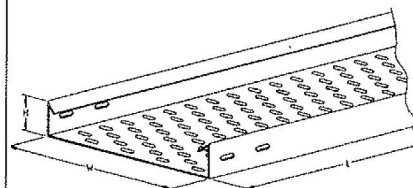
NOTE : Other sizes are available upon request



**TROUGH TYPE  
(HEAVY DUTY)**

PART NO	W(mm)	H(mm)	L (mm)	MATERIAL & FINISHING
MPSTRF45/50/75	75	50	2438	Mild Steel / SS 304 / SS316 Thickness 1.5 to 2.0 mm
MPSTRF45/50/100	100			
MPSTRF45/50/150	150			
MPSTRF45/50/300	300			
MPSTRF45/75/100	100	75	2438	HDG Accordance to ISO 1461 / BS 729 / ASTM A386
MPSTRF45/75/150	150			
MPSTRF45/75/200	200			
MPSTRF45/75/300	300			
MPSTRF45/100/100	100	100	2438	
MPSTRF45/100/150	150			
MPSTRF45/100/200	200			
MPSTRF45/100/300	300			

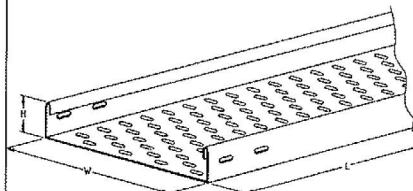
NOTE : Other sizes are available upon request



**45° FLANGE RETURN  
(HEAVY DUTY)**

PART NO	W(mm)	H(mm)	L (mm)	MATERIAL & FINISHING
MPSTFR/50/75	75	50	2438	Mild Steel / SS 304 / SS316 Thickness 1.5 to 2.0 mm
MPSTFR/50/100	100			
MPSTFR/50/150	150			
MPSTFR/50/300	300			
MPSTFR/75/100	100	75	2438	HDG Accordance to ISO 1461 / BS 729 / ASTM A386
MPSTFR/75/150	150			
MPSTFR/75/200	200			
MPSTFR/75/300	300			
MPSTFR/100/100	100	100	2438	
MPSTFR/100/150	150			
MPSTFR/100/200	200			
MPSTFR/100/300	300			

NOTE : Other sizes are available upon request



**FULL RETURN FLANGE  
(HEAVY DUTY)**

## REMARKS:

MP : METAL PERFORATORS  
ST : STRAIGHT TRAY  
UT : U TYPE  
TH : TROUGH TYPE  
RF45 : RETURN FLANGE 45°  
FR : FULL RETURN FLANGE

## EXAMPLE 1 :

MPSTUT/20/100  
METAL PERFORATORS  
STRAIGHT TRAY - U TYPE  
20H X 100W

## EXAMPLE 2 :

MPSTTH/50/150  
METAL PERFORATORS  
STRAIGHT TRAY - TROUGH TYPE  
50H X 150W